

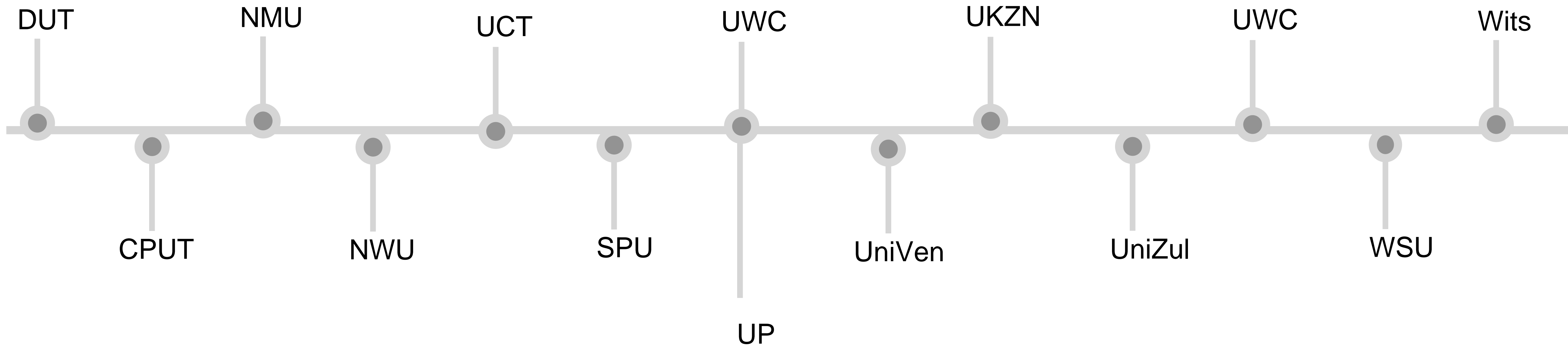
Welcome
to the
Siyaphumelela Network Virtual Conference
June 2021



ie



Siyaphumelela 2 Network Members





What's in store for you?

Themes

- Leadership and innovation in equitable, holistic student success interventions
 - The role of students in shaping student success
 - Contemporary learning design for today's students
 - Authentic approaches to evaluation
-

#Siya2021

What's in store for you?

8 Invited Speakers


7 Partner
Presentations and
nearly 40 Concurrent
Sessions

Fun Events
Wed and Thurs at
17:45 and 17:30
respectively:


Morning sessions start
at 09h00

Remaining afternoon
sessions start at 15h00
and finish at 18h30

Concept



A system to provide support student success at all Higher Education Institutions



Two components: regional and national **networks** and integrated **services**

Services Provided



1

Coaching –
6 SA
coaches at 9
universities

2

***Know your
data*** - three
part webinar
series

3

**Webinars on
using data
ethically**

4

**Achieving the
Dream/
Siyaphumelela
conference
variant**

5

**Institutional
Capacity
Assessment Tool**
– in process

Services Provided



1

**Design
Thinking
Orient-
ation**

2

**Identifying
at risk
students**

3

**First Year
Experience
Collaboration**

4

**Biographical
Data
Questionnaire
workshop**

5

**Student Success
Institutional
Framework**



Networks

Siyaphumelela Work-streams



Academic
Advising

National
Student Data
Warehouse

First Year
Experience

Mental
Health

Student
Tracking
Systems



Challenges for Student Success: new emphases

The Move to Digital



Mental Health

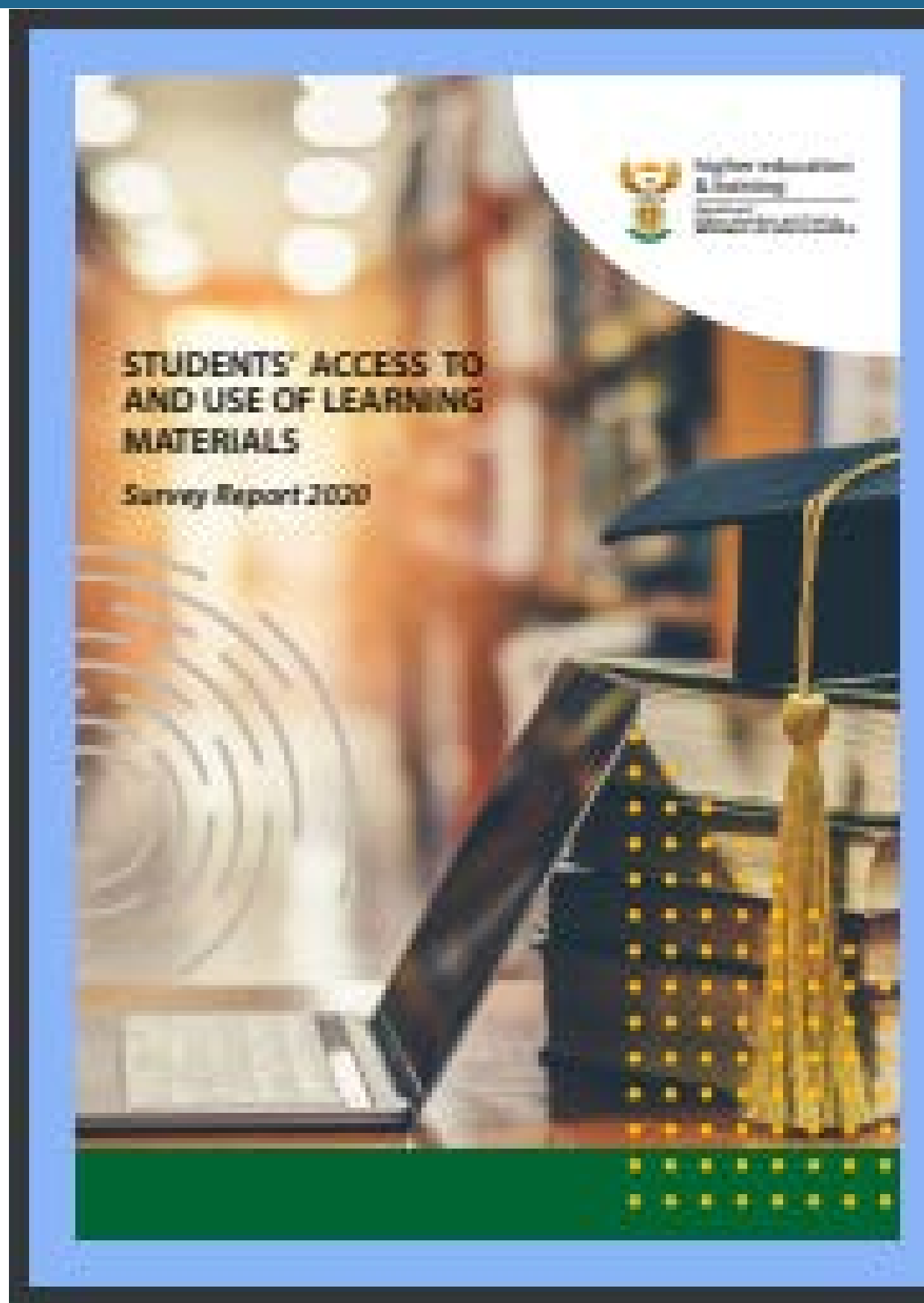


“COVID” kids



Early results on the move to digital

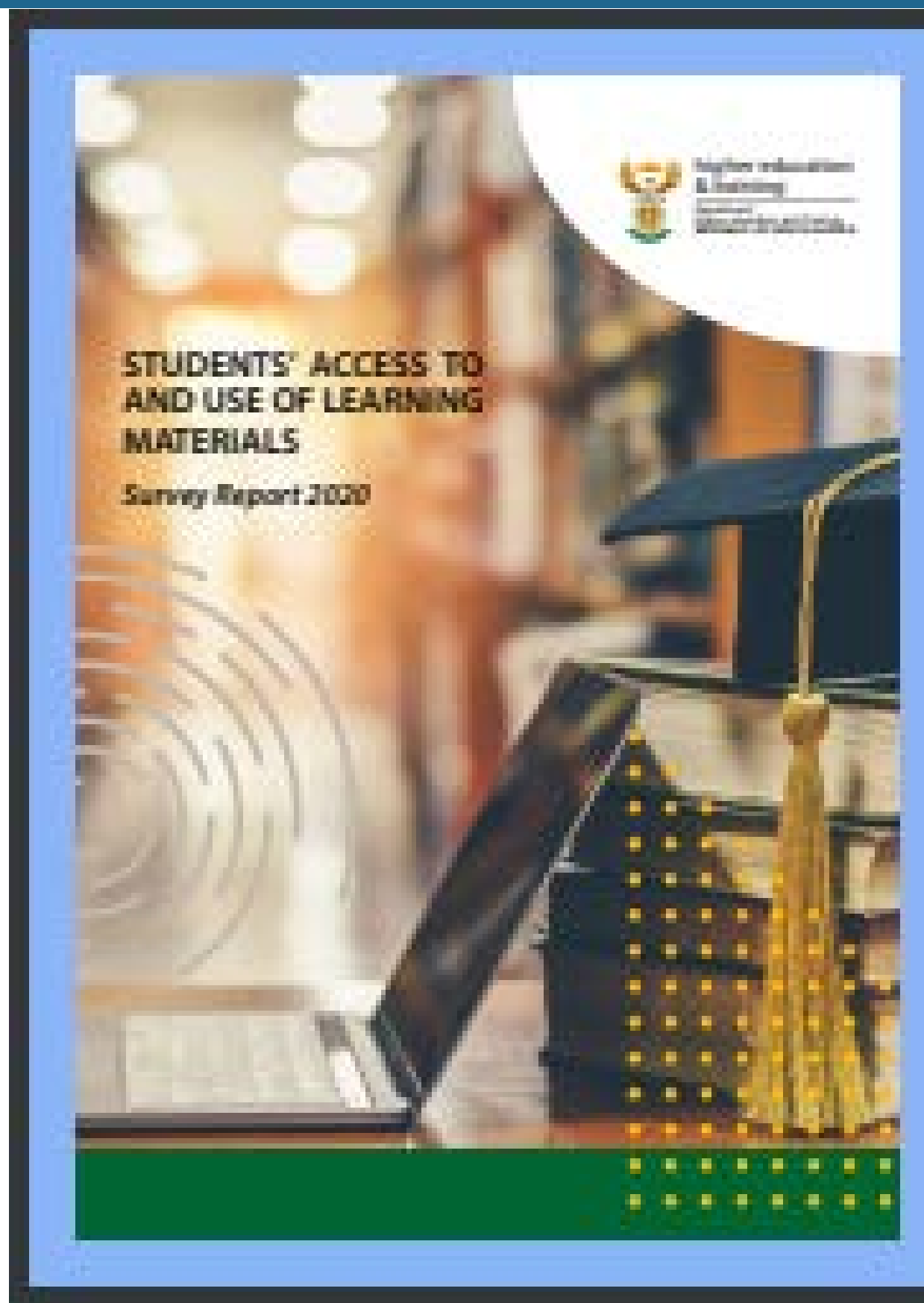
- *Sample of 48,981 students used in the analysis –*
- *5% of HE registrations. 6% of NSFAS students in sample*
- *Conducted by UFS from 1 August 2020 to 15 September 2020*



- Around 62% of sample own and another 10% have access to a laptop or desktop – but 30% don't! Nearly all have smartphones, or access to them
- Over 90% submitted assignments online. Over 75% accessed learning material online
- But, only 16% have "Wi-Fi or fibre" at home – data rules!

Early results on the move to digital

- *Sample of 48,981 students used in the analysis –*
- *5% of HE registrations. 6% of NSFAS students in sample*
- *Conducted by UFS from 1 August 2020 to 15 September 2020*



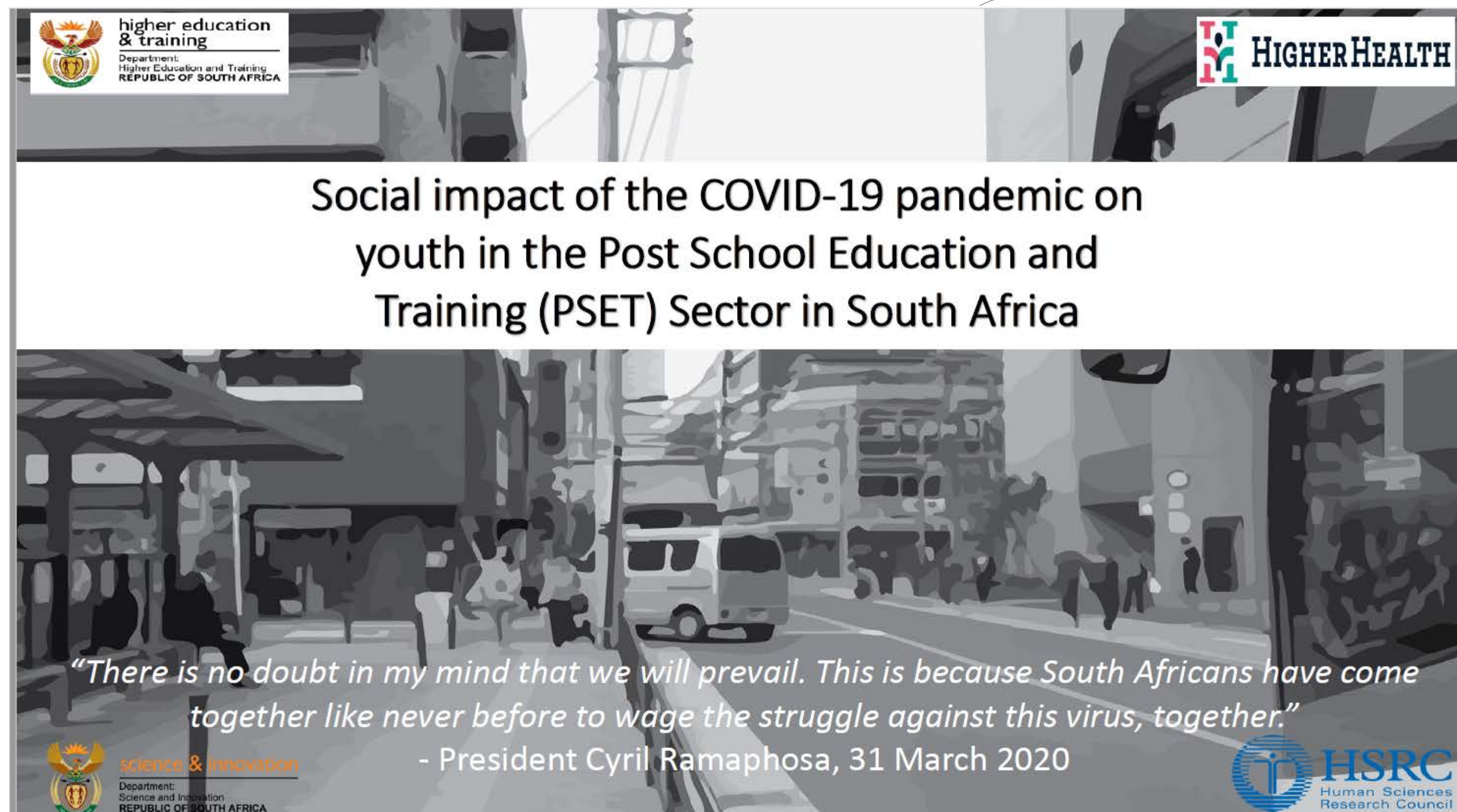
Higher Education System demonstrated its ability to embrace the use of technology, students recognized the benefits.

Our challenge is

How do ensure to work towards a new inclusive and optimal teaching and learning environment? – devices, electricity, place to study, connectivity, capacity development for teachers and students

Early study on mental health

- Sample of 14 000 students in PSET. weighted
- Conducted from 18 June -18 September 2020
- Reported this last week in the Daily Maverick



higher education & training
Department:
Higher Education and Training
REPUBLIC OF SOUTH AFRICA

HIGHER HEALTH

Social impact of the COVID-19 pandemic on youth in the Post School Education and Training (PSET) Sector in South Africa

“There is no doubt in my mind that we will prevail. This is because South Africans have come together like never before to wage the struggle against this virus, together.”
- President Cyril Ramaphosa, 31 March 2020

science & innovation
Department:
Science and Innovation
REPUBLIC OF SOUTH AFRICA

HSRC
Human Sciences
Research Council

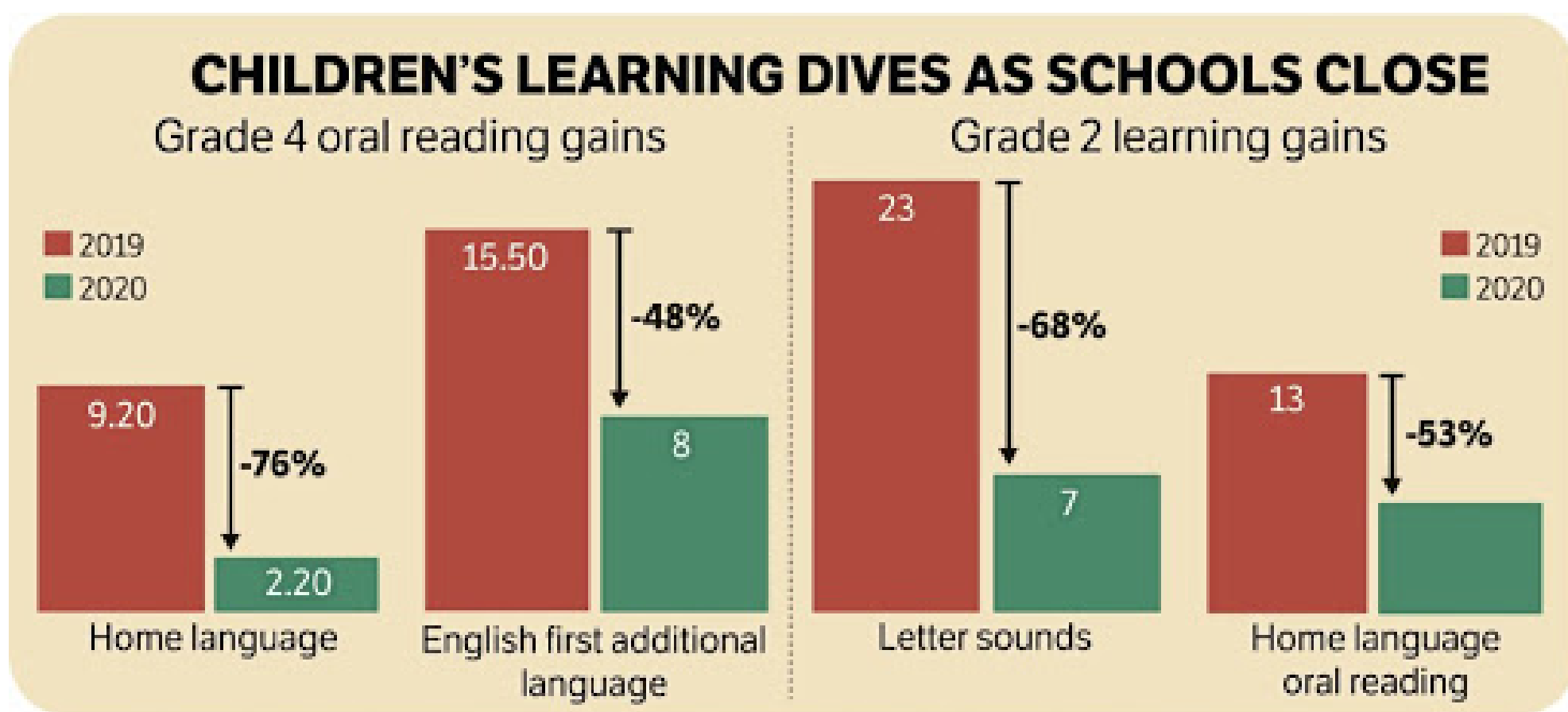
On the Kessler-10 scale,

- Over 65% of students experienced *mild to severe psychological distress*.
- Over 50% of students experienced moderate to severe
- And just over 30% severe
- “Core curriculums should be adapted to include psychosocial components that would assist maintaining and promoting health and wellbeing”

Achievement levels of COVID kids


Shepherd, D, Mohohlwane N, Taylor, S: Changes in education: A reflection on COVID-19 effects over a year

Gustafsson, M and Spaul, N quoted in Sunday Times on 20 June 2021




Source: Shepherd et al (2021) for Grade 4 (130 schools) and Ardington (2021) for Grade 2 (57 schools)

- In grade 2 and grade 4 in no fee primary schools in EC and Limpopo learnt [50%-75%](#) less in 2020 than 2019.
- Altogether “54% reduction in schooling last year” – school attendance vs learning



We have lots to do



Siyaphumelela
we succeed

ie

