

Reality bites:

Do first-year students' expectations about university go unmet?

Siyaphumelela Conference 2019
Koo Parker



INTRODUCTION



SAMPLE

Average age 21 years

79% from public schools

57% in residence

85% on Durban campus

54% Business students



**47% female
50% male**

52% first generation

14% doing a degree

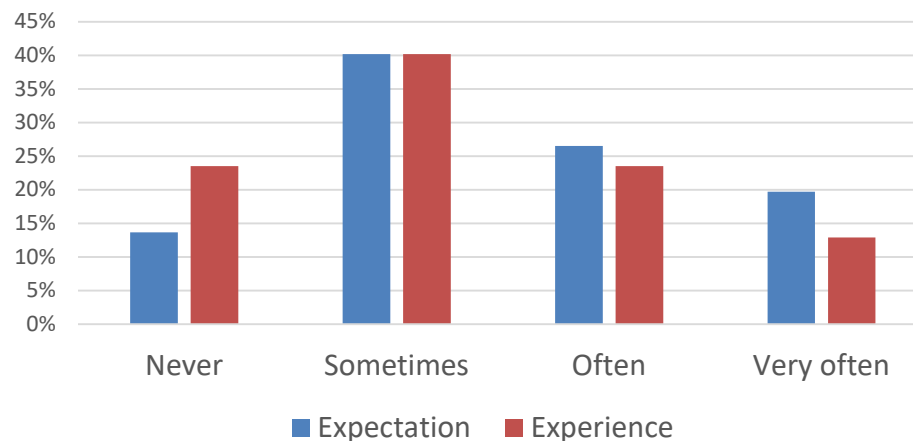
86% isiZulu home language



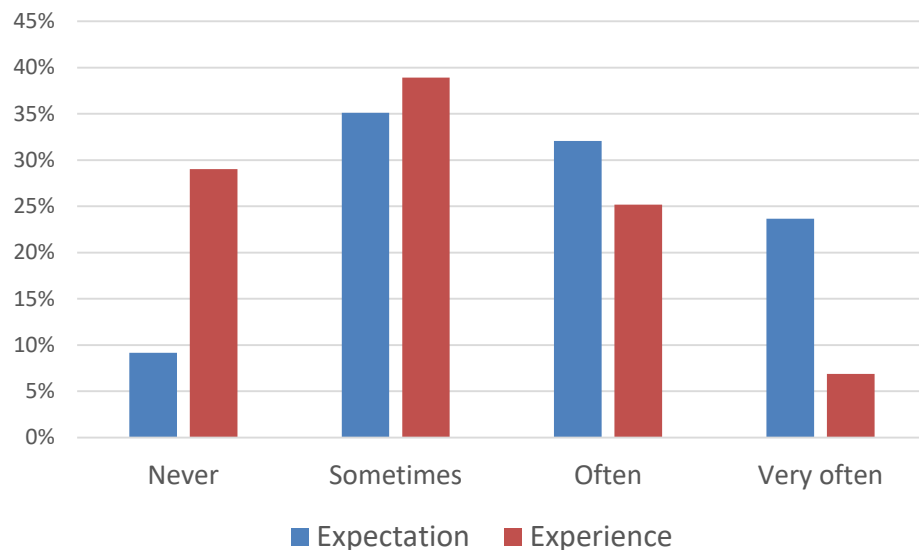
RESULTS


Engagement with academic staff

Discuss subject matter with lecturer outside of class

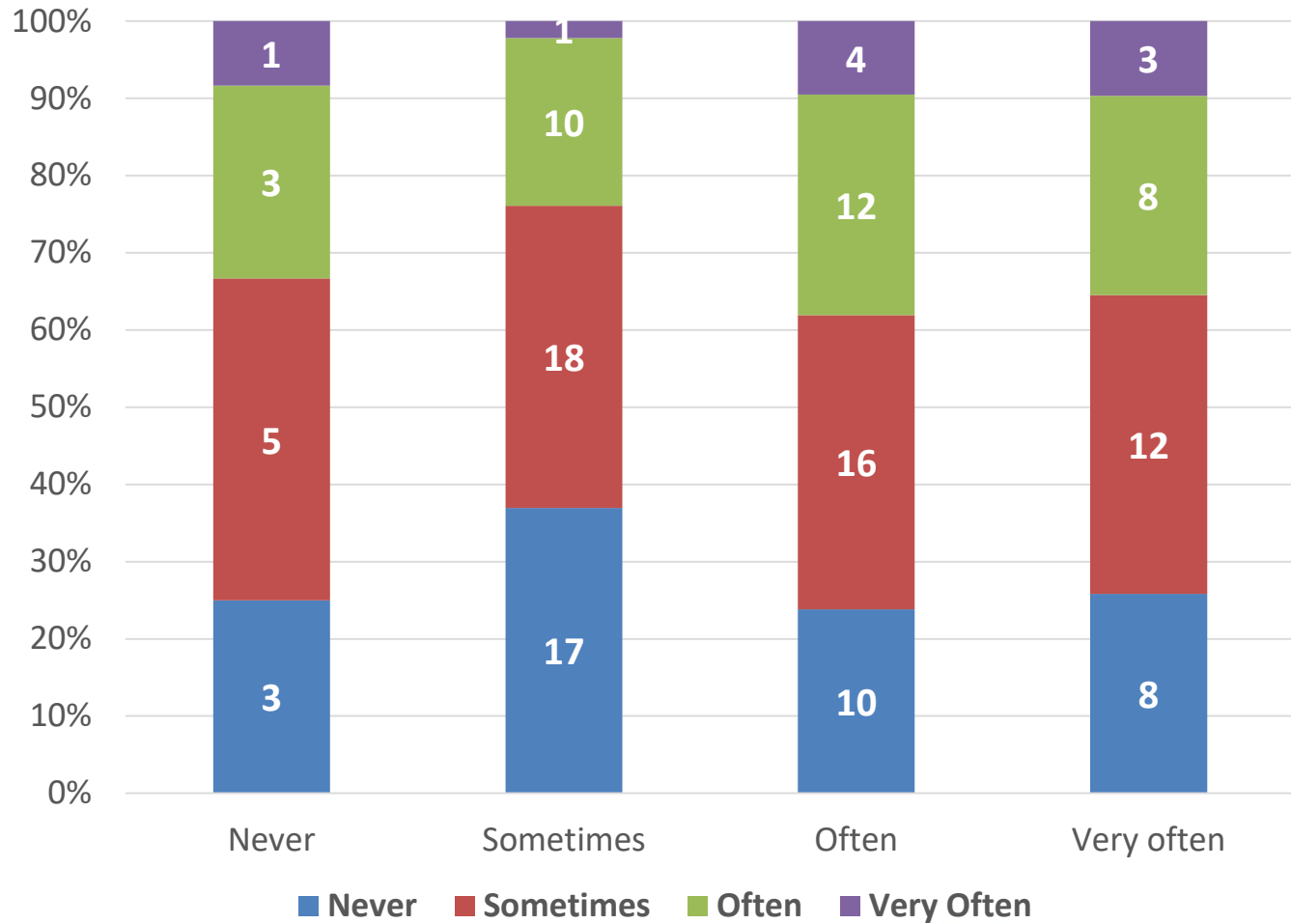


Discuss academic performance with lecturer





Discuss academic performance with lecturer



Engagement with peers

32% expected difficulty making friends

18% expected to never/sometimes work with peers on assignments

21% expected to never/sometimes study with peers for tests/exams



47% reported excellent interaction with peers

88% often/very often did work with others on assignments

75% often/very often studied for tests/exams with peers

Engagement with self: (Effort, grit, study-life balance ...)

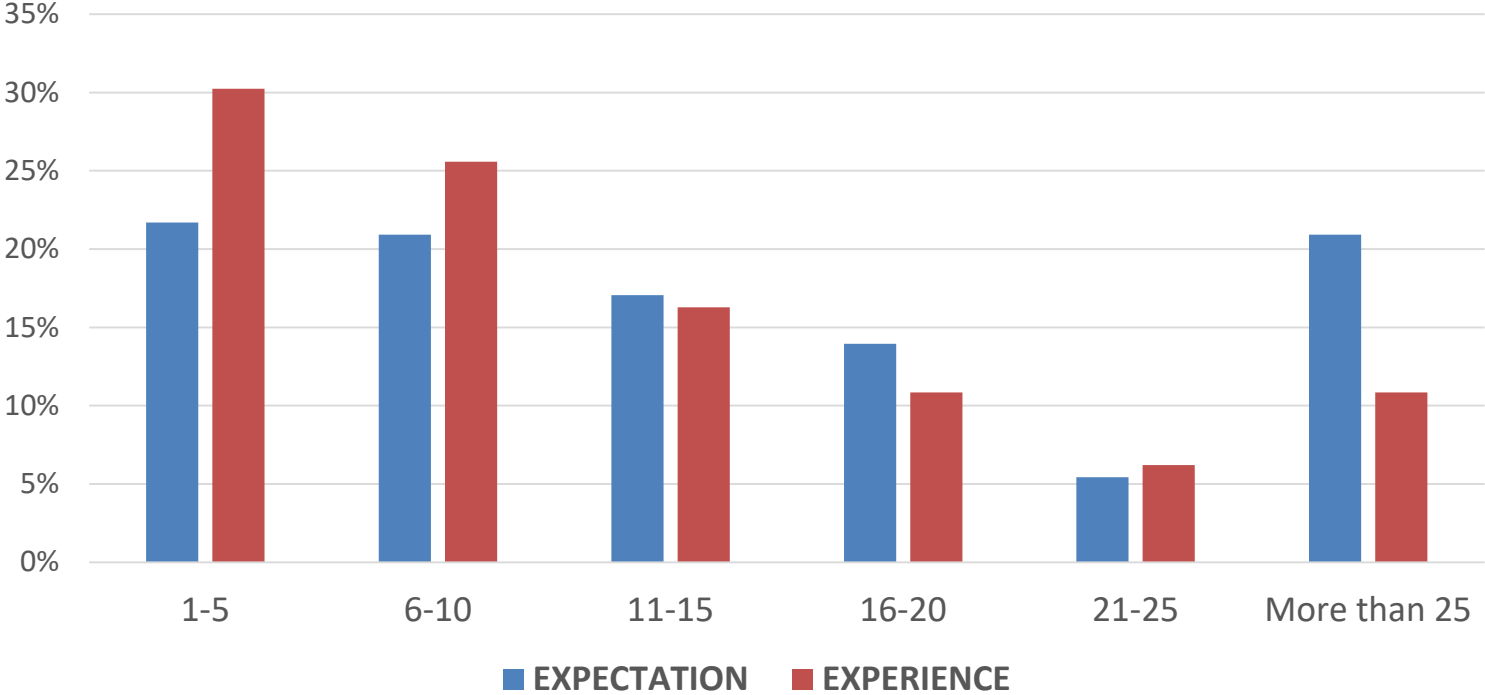
During the coming academic year, about how many hours do you expect to spend in a typical 7-day week preparing for class (studying, reading, writing, doing homework or lab work, analysing data, rehearsing, and other academic activities)?

Response options: 0, 1-5, 6-10, 11-15, 16-20, 21-25, 26-30, More than 30



*All work and
no play ;)*

Academic Preparation (Hours/week)



RESULTS

77% attended class without having prepared in advance.

16% were unsure whether they would ask their lecturers for help when needed.

72% expected to spend less than 5 hours/week on co-curricular activities.

63% expected to spend less than 5 hours/week socialising





CLOSING
REMARKS

Classroom
"climate"

Class size

Emotional intelligence



Language
barrier

Different TLA
high school
experiences

First-generation

Co-curriculum potential

Resilience

Peer learning



THANK YOU



